



Lumec RoadFocus Plus LED cobra head luminaires feature a unique and patented design with minimalist profile maintaining key cobra head characteristics. Connectable ready, and available in 4 sizes, the RoadFocus Plus family offers multiple lumen packages with industry leading efficacy, a complete array of optical distributions, ensuring the right fit for any type of roadway application. This family also includes Service Tag, which enables data delivery and information sharing, and provides assistance throughout the life of the product.

Project: _____
 Location: _____
 Cat.No: _____
 Type: _____
 Lumens: _____ Qty: _____
 Notes: _____



Ordering guide*

example: RPM-135W60LED-740-G1-R2M-UNV-DMG-HSS-PH8-TLRD7-GY3

Series	LED module	CCT	Gen.	Distribution	Voltage	Options		Finish	
						Controls ⁸	Options		
RPM			G1						
RPM RoadFocus Plus medium	Standard Performance	740 4000K/70CRI	G1 Gen 1	Type 2	UNV 120-277V HVV 347-480V HVX ⁷ 277-480V	ZD4i ⁹ Zhaga-D4i certified luminaire D4id D4i driver (DALI) DMG ¹⁰ 0-10V driver	2C Two clamps with 4 bolts OMS ¹³ Outdoor Multi-Sensor FAWS ² Field adjustable wattage switch (factory preset at position 10) FAWSPx ² Field Adjustable wattage switch, factory preset at position x (select 0-9) JP Job Pack NRC ¹⁴ No receptacle PH8 ^{1,15} Twist-lock photoelectric cell, UNV (120-277VAC) PH8/347 ^{15,16} Twist-lock photoelectric cell (347VAC) PH8/480 ^{15,16} Twist-lock photoelectric cell (480VAC) PHXL ^{1,15} Twist-lock photoelectric cell, extended life, UNV (120-277VAC) PH9 ¹⁵ Shorting cap TLRD7 ^{10,17} Tool less receptacle for twist-lock photocell or shorting cap, 7-pin (standard) SP2 20kV / 10kA Surge protector SP1X Fail-Off 10kV/5kA Surge protector SP2X Fail-Off 20kV/10kA Surge protector TLRSR ^{9,18} SR receptacle	API Options API Factory installed NEMA label, ANSI C136.15-2020 compliant API2011 Factory installed NEMA label, ANSI C136.15-2011 compliant API2015 Factory installed NEMA label, ANSI C136.15-2015 compliant Light Trespass Options ¹⁹ CSS ^{11,12} Cul-de-Sac Shield FSS ^{11,12} Front Side Shield HSS ^{11,12} House Side Shield LSS ^{11,12} Left Side Shield RSS ^{11,12} Right Side Shield Visual Comfort Options ¹⁹ VCD Visual Comfort Diffuser VCDLTS ²⁰ Light Trespass Universal Shield for VCD VCDUS ²⁰ Up light shield for VCD Domestic Preference Options BAC ²³ Meets the requirements of the Buy American Act of 1933 (BAA) BABA ²⁴ Meets the requirements of the Build America, Buy America Act (BABA)	BK Black BR Bronze GY3 Gray WH White
	105W40LED	730 3000K/70CRI		R2M ⁴ Type II Medium					
	110W40LED	727 ³ 2700K/70CRI		R2MB Type II Medium enhanced back-light					
	120W40LED ²¹	722 ³ 2200K/70CRI		R2S ⁵ Type II Short					
	90W60LED	840 ³ 4000K/80CRI		R2MHE ^{5,21} Type II Medium High Efficacy					
	100W60LED	830 ³ 3000K/80CRI							
	105W60LED	827 ³ 2700K/80CRI							
	110W60LED								
	130W60LED								
	135W60LED								
	145W60LED								
	155W60LED ²¹								
	160W60LED ²¹								
	180W60LED ²¹								
	190W60LED ²¹								
	High Performance								
	90W80LED								
	100W80LED								
	105W80LED								
	110W80LED								
	130W80LED								
135W80LED									
145W80LED									
155W80LED									
160W80LED									
180W80LED ²¹									
190W80LED ²¹									
200W80LED ²¹									

* Correlated Color Temperatures (CCTs) of 3000K and warmer are IDA Dark Sky Approved, except for VCD. However, using VCDLTS or VCDUS with VCD at CCTs of 3000K and warmer is IDA Dark Sky Approved.

1 Not available with HVU Voltage option.
 2 Only available with DMG Driver option.
 3 Extended lead-time may apply. Consult factory.
 4 Optimized for Type 2 Medium applications but may show as Type 3 Medium in photometric tools.
 5 Optimized for Type 2 Short applications but may show as Type 2 Medium in photometric tools.
 6 Only available with 80LED 4000K/70CRI versions.
 7 Not available with DMG Driver option. If used, photoelectric cell selection must be compatible with fixture install voltage.
 8 Select one option from this section (mandatory).
 9 TLRSR must be selected with ZD4i Driver option.
 10 Please note this integrated feature come standard with RoadFocus.
 11 Refer to Accessories section to confirm compatibility of shields with optical distribution.
 12 One shield provided per LED light engine.
 13 TLRSR Option and ZD4i Driver option must be selected with OMS.
 14 Not available with PH8, PHXL, PH9, D4id, TLRD7, SRD or SRDI Driver options.
 15 TLRD7 must be selected for this option.
 16 Not available with UNV Voltage option.
 17 Use of photoelectric cell or shorting cap is required to ensure proper illumination.
 18 Only available with ZD4i or SRD Driver options.
 19 Light Trespass Options and Visual Comfort Options cannot be used together, select from one section only if needed.
 20 VCDLTS and VCDUS cannot be used simultaneously with the Visual Comfort Diffuser. Select only one of them if needed. VCD must be selected for these.
 21 Visual Comfort Options not available.
 22 Legacy codes for backward compatibility on existing QPL. Please use new coding where possible.

Notes continued on next page.



RPM RoadFocus Plus

LED Cobra head (medium)

Footnotes continues from page 1

²³ Failure to properly select the "BAC" suffix could result in you receiving product that is not BAA compliant product with no recourse for an RMA or refund. This BAC designation hereunder does not address (i) the applicability of, or availability of a waiver under, the Trade Agreements Act, or (ii) the "Buy America" domestic content requirements imposed on states, localities, and other non-federal entities as a condition of receiving funds administered by the Department of Transportation or other federal agencies.

²⁴ Build America, Buy America Act (BABA). BABA establishes the minimum domestic content requirements that federal agencies must apply. This product is manufactured in the US and has a domestic content of 55% or more. This BABA designation does not address the "Buy America" domestic content requirements, which may be stricter, imposed on states, localities, and other non-federal entities as a condition of receiving funds administered by federal agencies.

Light Trespass Accessories*

Must be ordered as separate line items - quickly and easily installed in the field.

Description	Accessory Ordering Code	Shield vs Distribution Compatibility										
		20-30-40 LED versions**	R2M	R2MB	R2MHE	R2S	R3M	R3MB	R3MHE	R3S	4	5
Cul-de-sac shield	ACC-LG66V40LED-CSS	Yes	Yes	Yes	Yes	Yes	Yes	Yes	Yes	Yes	No	No
Front side shield	ACC-LG66V40LED-FSS	Yes	Yes	Yes	Yes	Yes	Yes	Yes	Yes	Yes	No	No
Front side shield (for Type 4 only)	ACC-LG66V40LED-FSS-4	No	No	No	No	No	No	No	No	No	Yes	No
House side shield	ACC-LG66V40LED-HSS	Yes	Yes	Yes	Yes	Yes	Yes	Yes	Yes	Yes	No	No
House side shield (for Type 4 only)	ACC-LG66V40LED-HSS-4	No	No	No	No	No	No	No	No	No	Yes	No
Left side shield	ACC-LG66V40LED-LSS	Yes	Yes	Yes	Yes	Yes	Yes	Yes	Yes	Yes	No	No
Right side shield	ACC-LG66V40LED-RSS	Yes	Yes	Yes	Yes	Yes	Yes	Yes	Yes	Yes	No	No

Predicted Lumen Depreciation Data

Derived from LED manufacturer's data and engineering design estimates, based on IESNA LM-80 methodology. Actual experience may vary due to field application conditions. L70 is the predicted time when LED performance depreciates to 70% of initial lumen output. Calculated per IESNA TM21-21.

Ambient Temperature	L70 per TM-21	Lumen Maintenance % at 77,000 hrs
25°C	>102,000 hrs	See table below

Visual Comfort Accessories*

Description	Ordering Code**
Visual Comfort Diffuser	ACC-40LED-VCD
Light Trespass Universal Shield for VCD	ACC-40LED-VCDLTS
Up light shield for VCD	ACC-40LED-VCDUS

Connected lighting

Interact City connector node provides the plug and play wireless communications technology to connect your street light to the Interact City lighting management system.



Accessory Ordering Code	Description
LLC	Interact City cellular technology connector node

Contact the factory for additional support when connected lighting or additional services are desired.

Visual Comfort Option compatibility

Using these options on configurations not listed where the ambient temperature exceeds this rating may result in premature product failure due to overheating and will void the warranty.

Ambient Temp		VCD & VCD+VCDUS	VCD+VCDLTS
40°C	60 LEDs	Up to 145W	Up to 135W
	80 LEDs	Up to 160W	Up to 145W
50°C	60 LEDs	Up to 110W	Up to 110W
	80 LEDs	Up to 130W	Up to 130W



* Consult Signify to confirm whether specific accessories are BAA-compliant.

** Refer to Wattage table to confirm light engine configuration. Example, if configuration is 2x40LED, 2 of the desired shields must be ordered per luminaire.

RPM RoadFocus Plus

LED Cobra head (medium)

Standard Performance Wattage Values

Ordering Code	Total LEDs	Light Engine Config.	Avg. System Watts (W) ¹	Wattage Label ²	Lumen maintenance at			
					25K hrs	50K hrs	60K hrs	77K hrs
RPM-105W40LED	40	1x40LED	104	100	98.0%	95.1%	94.0%	92.1%
RPM-110W40LED	40	1x40LED	109	110	98.0%	95.1%	94.0%	92.1%
RPM-120W40LED	40	1x40LED	118	120	98.0%	95.1%	94.0%	92.1%
RPM-90W60LED	60	2x30LED	89	90	96.4%	91.9%	90.2%	87.3%
RPM-100W60LED	60	2x30LED	99	100	96.4%	91.9%	90.2%	87.3%
RPM-105W60LED	60	2x30LED	104	100	96.4%	91.9%	90.2%	87.3%
RPM-110W60LED	60	2x30LED	109	110	96.4%	91.9%	90.2%	87.3%
RPM-130W60LED	60	2x30LED	129	130	96.4%	91.9%	90.2%	87.3%
RPM-135W60LED	60	2x30LED	134	130	96.4%	91.9%	90.2%	87.3%
RPM-145W60LED	60	2x30LED	143	140	96.4%	91.9%	90.2%	87.3%
RPM-155W60LED	60	2x30LED	154	150	96.4%	91.9%	90.2%	87.3%
RPM-160W60LED	60	2x30LED	158	160	96.4%	91.9%	90.2%	87.3%
RPM-180W60LED	60	2x30LED	178	180	96.4%	91.9%	90.2%	87.3%

High Performance Wattage Values

Ordering Code	Total LEDs	Light Engine Config.	Avg. System Watts (W) ¹	Wattage Label ²	Lumen maintenance at			
					25K hrs	50K hrs	60K hrs	77K hrs
RPM-190W60LED	60	2x30LED	188	190	96.4%	91.9%	90.2%	87.3%
RPM-90W80LED	80	2x40LED	89	90	96.4%	91.9%	90.2%	87.3%
RPM-100W80LED	80	2x40LED	99	100	96.4%	91.9%	90.2%	87.3%
RPM-105W80LED	80	2x40LED	104	100	96.4%	91.9%	90.2%	87.3%
RPM-110W80LED	80	2x40LED	109	110	96.4%	91.9%	90.2%	87.3%
RPM-130W80LED	80	2x40LED	128	130	96.4%	91.9%	90.2%	87.3%
RPM-135W80LED	80	2x40LED	134	130	96.4%	91.9%	90.2%	87.3%
RPM-145W80LED	80	2x40LED	144	140	96.4%	91.9%	90.2%	87.3%
RPM-155W80LED	80	2x40LED	154	150	96.4%	91.9%	90.2%	87.3%
RPM-160W80LED	80	2x40LED	158	160	96.4%	91.9%	90.2%	87.3%
RPM-180W80LED	80	2x40LED	178	180	96.4%	91.9%	90.2%	87.3%
RPM-190W80LED	80	2x40LED	188	190	96.4%	91.9%	90.2%	87.3%
RPM-200W80LED ³	80	2x40LED	198	200	96.4%	91.9%	90.2%	87.3%

1. Typical values, rounded.
2. As per ANSI C136.15-2020. Consult factory for other labelling needs.
3. Rated for +40°C / +104°F.

Field Adjustable Wattage (FAWS) Multiplier Chart

For all configurations except 90W80LED

FAWS Position	Typical Delivered Lumens Multiplier	Typical System wattage
1	0.29	0.30
2	0.50	0.52
3	0.58	0.60
4	0.69	0.70
5	0.74	0.75
6	0.80	0.83
7	0.86	0.86
8	0.91	0.91
9	0.96	0.95
10	1.00	1.00

Note: Typical value accuracy +/- 5%

For 90W80LED only

FAWS Position	Typical Delivered Lumens Multiplier	Typical System wattage
1	0.16	0.16
2	0.33	0.33
3	0.39	0.39
4	0.47	0.48
5	0.51	0.52
6	0.56	0.56
7	0.61	0.61
8	0.64	0.64
9	0.68	0.68
10	1.00	1.00

Note: Typical value accuracy +/- 5%

RPM RoadFocus Plus

LED Cobra head (medium)

4000K/70CRI LED Standard Performance Lumen Values – multiply values by 0.9 for 80CRI, multiply 4000K values by 0.827 for 2200K

Ordering Code	Type R2M			Type R2S			Type R3M			Type R3S		
	Lumen Output	Efficacy (LPW)	BUG Rating	Lumen Output	Efficacy (LPW)	BUG Rating	Lumen Output	Efficacy (LPW)	BUG Rating	Lumen Output	Efficacy (LPW)	BUG Rating
RPM-105W40LED	16383	158	B3-U0-G3	16926	163	B3-U0-G3	16310	157	B3-U0-G3	16376	158	B3-U0-G2
RPM-110W40LED	17104	157	B3-U0-G3	17672	162	B3-U0-G3	17028	156	B3-U0-G3	17097	157	B3-U0-G3
RPM-120W40LED	18547	158	B3-U0-G3	19162	163	B3-U0-G3	18464	157	B3-U0-G3	18539	158	B3-U0-G3
RPM-90W60LED	15360	175	B3-U0-G3	15869	180	B3-U0-G3	15291	174	B3-U0-G3	15353	175	B3-U0-G3
RPM-100W60LED	17096	173	B3-U0-G3	17663	179	B3-U0-G3	17020	172	B3-U0-G3	17089	173	B3-U0-G3
RPM-105W60LED	17884	172	B3-U0-G3	18477	178	B3-U0-G3	17804	171	B3-U0-G3	17876	172	B3-U0-G3
RPM-110W60LED	18640	171	B3-U0-G3	19259	177	B3-U0-G3	18557	170	B3-U0-G3	18632	171	B3-U0-G3
RPM-130W60LED	21514	167	B3-U0-G3	22228	173	B3-U0-G3	21418	166	B3-U0-G3	21505	167	B3-U0-G3
RPM-135W60LED	22198	166	B3-U0-G3	22935	172	B3-U0-G3	22099	165	B3-U0-G3	22189	166	B3-U0-G3
RPM-145W60LED	23590	165	B3-U0-G3	24372	170	B3-U0-G3	23484	164	B3-U0-G3	23580	164	B3-U0-G3
RPM-155W60LED	24891	162	B3-U0-G3	25717	168	B4-U0-G3	24780	161	B3-U0-G3	24881	162	B3-U0-G3
RPM-160W60LED	25480	161	B3-U0-G3	26325	166	B4-U0-G3	25366	160	B3-U0-G3	25469	161	B3-U0-G3
RPM-180W60LED	27853	157	B4-U0-G4	28776	162	B4-U0-G4	27728	156	B3-U0-G3	27841	157	B3-U0-G3
RPM-190W60LED	29030	155	B4-U0-G4	29993	160	B4-U0-G4	28901	154	B3-U0-G3	29018	155	B3-U0-G4

Ordering Code	Type 4			Type 5			Type R2MB			Type R3MB		
	Lumen Output	Efficacy (LPW)	BUG Rating	Lumen Output	Efficacy (LPW)	BUG Rating	Lumen Output	Efficacy (LPW)	BUG Rating	Lumen Output	Efficacy (LPW)	BUG Rating
RPM-105W40LED	16219	156	B2-U0-G3	16460	158	B4-U0-G3	16982	163	B3-U0-G3	16491	159	B3-U0-G3
RPM-110W40LED	16933	155	B2-U0-G3	17184	158	B4-U0-G3	17730	163	B3-U0-G3	17217	158	B3-U0-G3
RPM-120W40LED	18362	156	B2-U0-G3	18634	159	B5-U0-G3	19225	164	B3-U0-G3	18669	159	B3-U0-G3
RPM-90W60LED	15206	173	B2-U0-G3	15431	175	B4-U0-G3	15921	181	B3-U0-G3	15812	180	B3-U0-G3
RPM-100W60LED	16926	171	B2-U0-G3	17176	174	B4-U0-G3	17722	179	B3-U0-G3	17209	174	B3-U0-G3
RPM-105W60LED	17705	170	B2-U0-G3	17968	173	B4-U0-G3	18538	178	B3-U0-G3	18002	173	B3-U0-G3
RPM-110W60LED	18454	169	B2-U0-G3	18728	172	B5-U0-G3	19322	177	B3-U0-G3	18763	172	B3-U0-G3
RPM-130W60LED	21299	166	B3-U0-G3	21615	168	B5-U0-G3	22301	173	B3-U0-G3	21656	168	B3-U0-G3
RPM-135W60LED	21977	165	B3-U0-G3	22302	167	B5-U0-G3	23010	172	B4-U0-G4	22345	167	B3-U0-G3
RPM-145W60LED	23354	163	B3-U0-G4	23700	165	B5-U0-G3	24452	171	B4-U0-G4	23745	166	B3-U0-G3
RPM-155W60LED	24642	161	B3-U0-G4	25008	163	B5-U0-G3	25801	168	B4-U0-G4	25055	163	B4-U0-G4
RPM-160W60LED	25226	159	B3-U0-G4	25599	162	B5-U0-G3	26412	167	B4-U0-G4	25648	162	B4-U0-G4
RPM-180W60LED	27574	155	B3-U0-G4	27983	158	B5-U0-G4	28871	163	B4-U0-G4	28036	158	B4-U0-G4
RPM-190W60LED	28740	153	B3-U0-G4	29166	155	B5-U0-G4	30092	160	B4-U0-G4	29222	156	B4-U0-G4

Actual performance may vary due to installation variables including optics, mounting/ceiling height, dirt depreciation, light loss factor, etc.; highly recommended to confirm performance with a layout – contact Applications at signify.com/outdoorluminaires. Consult DLC QPL to confirm your specific fixture selection is DLC approved.
 Note: Some data may be scaled based on tests of similar but not identical luminaires.

RPM RoadFocus Plus

LED Cobra head (medium)

3000K/70CRI LED Standard Performance Lumen Values – multiply values by 0.9 for 80CRI

Ordering Code	Type R2M			Type R2S			Type R3M			Type R3S		
	Lumen Output	Efficacy (LPW)	BUG Rating	Lumen Output	Efficacy (LPW)	BUG Rating	Lumen Output	Efficacy (LPW)	BUG Rating	Lumen Output	Efficacy (LPW)	BUG Rating
RPM-105W40LED	15711	151	B3-U0-G3	16232	156	B3-U0-G3	15641	150	B3-U0-G3	15705	151	B3-U0-G2
RPM-110W40LED	16403	151	B3-U0-G3	16947	156	B3-U0-G3	16330	150	B3-U0-G3	16396	150	B3-U0-G2
RPM-120W40LED	17787	151	B3-U0-G3	18376	156	B3-U0-G3	17707	151	B3-U0-G3	17779	151	B3-U0-G3
RPM-90W60LED	14730	167	B3-U0-G3	15218	173	B3-U0-G3	14664	167	B3-U0-G3	14724	167	B3-U0-G3
RPM-100W60LED	16395	166	B3-U0-G3	16939	171	B3-U0-G3	16322	165	B3-U0-G3	16389	166	B3-U0-G2
RPM-105W60LED	17151	165	B3-U0-G3	17720	170	B3-U0-G3	17074	164	B3-U0-G3	17143	165	B3-U0-G3
RPM-110W60LED	17876	164	B3-U0-G3	18469	169	B3-U0-G3	17796	163	B3-U0-G3	17869	164	B3-U0-G3
RPM-130W60LED	20632	160	B3-U0-G3	21316	166	B3-U0-G3	20540	160	B3-U0-G3	20623	160	B3-U0-G3
RPM-135W60LED	21288	159	B3-U0-G3	21994	165	B3-U0-G3	21193	159	B3-U0-G3	21279	159	B3-U0-G3
RPM-145W60LED	22622	158	B3-U0-G3	23373	163	B3-U0-G3	22521	157	B3-U0-G3	22613	158	B3-U0-G3
RPM-155W60LED	23871	156	B3-U0-G3	24662	161	B3-U0-G3	23764	155	B3-U0-G3	23860	155	B3-U0-G3
RPM-160W60LED	24435	154	B3-U0-G3	25246	159	B3-U0-G3	24326	154	B3-U0-G3	24425	154	B3-U0-G3
RPM-180W60LED	26711	150	B3-U0-G3	27596	155	B4-U0-G4	26591	150	B3-U0-G3	26699	150	B3-U0-G3
RPM-190W60LED	27840	148	B4-U0-G4	28763	153	B4-U0-G4	27716	148	B3-U0-G3	27828	148	B3-U0-G3

Ordering Code	Type 4			Type 5			Type R2MB			Type R3MB		
	Lumen Output	Efficacy (LPW)	BUG Rating	Lumen Output	Efficacy (LPW)	BUG Rating	Lumen Output	Efficacy (LPW)	BUG Rating	Lumen Output	Efficacy (LPW)	BUG Rating
RPM-105W40LED	15554	150	B2-U0-G3	15785	152	B4-U0-G3	16286	157	B3-U0-G3	15815	152	B3-U0-G3
RPM-110W40LED	16239	149	B2-U0-G3	16480	151	B4-U0-G3	17003	156	B3-U0-G3	16511	152	B3-U0-G3
RPM-120W40LED	17609	150	B2-U0-G3	17870	152	B4-U0-G3	18437	157	B3-U0-G3	17904	152	B3-U0-G3
RPM-90W60LED	14583	166	B2-U0-G3	14799	168	B4-U0-G3	15268	174	B3-U0-G3	15163	172	B3-U0-G3
RPM-100W60LED	16232	164	B2-U0-G3	16472	167	B4-U0-G3	16995	172	B3-U0-G3	16504	167	B3-U0-G3
RPM-105W60LED	16979	163	B2-U0-G3	17231	166	B4-U0-G3	17778	171	B3-U0-G3	17264	166	B3-U0-G3
RPM-110W60LED	17698	162	B2-U0-G3	17960	165	B4-U0-G3	18530	170	B3-U0-G3	17994	165	B3-U0-G3
RPM-130W60LED	20426	159	B3-U0-G3	20729	161	B5-U0-G3	21386	166	B3-U0-G3	20768	161	B3-U0-G3
RPM-135W60LED	21076	158	B3-U0-G3	21388	160	B5-U0-G3	22067	165	B3-U0-G3	21429	160	B3-U0-G3
RPM-145W60LED	22396	156	B3-U0-G3	22728	159	B5-U0-G3	23450	164	B4-U0-G4	22772	159	B3-U0-G3
RPM-155W60LED	23632	154	B3-U0-G4	23982	156	B5-U0-G3	24743	161	B4-U0-G4	24028	157	B4-U0-G4
RPM-160W60LED	24191	153	B3-U0-G4	24550	155	B5-U0-G3	25329	160	B4-U0-G4	24596	155	B4-U0-G4
RPM-180W60LED	26444	149	B3-U0-G4	26835	151	B5-U0-G3	27687	156	B4-U0-G4	26887	151	B4-U0-G4
RPM-190W60LED	27562	147	B3-U0-G4	27970	149	B5-U0-G4	28858	154	B4-U0-G4	28024	149	B4-U0-G4

Actual performance may vary due to installation variables including optics, mounting/ceiling height, dirt depreciation, light loss factor, etc.; highly recommended to confirm performance with a layout – contact Applications at signify.com/outdoorluminaires. Consult DLC QPL to confirm your specific fixture selection is DLC approved.
 Note: Some data may be scaled based on tests of similar but not identical luminaires.

RPM RoadFocus Plus

LED Cobra head (medium)

2700K/70CRI LED Standard Performance Lumen Values - multiply values by 0.9 for 80CRI

Ordering Code	Type R2M			Type R2S			Type R3M			Type R3S		
	Lumen Output	Efficacy (LPW)	BUG Rating	Lumen Output	Efficacy (LPW)	BUG Rating	Lumen Output	Efficacy (LPW)	BUG Rating	Lumen Output	Efficacy (LPW)	BUG Rating
RPM-105W40LED	14155	136	B3-U0-G3	14624	141	B3-U0-G3	14092	136	B3-U0-G2	14149	136	B3-U0-G2
RPM-110W40LED	14778	136	B3-U0-G3	15268	140	B3-U0-G3	14712	135	B3-U0-G2	14772	136	B3-U0-G2
RPM-120W40LED	16025	136	B3-U0-G3	16556	141	B3-U0-G3	15953	136	B3-U0-G3	16018	136	B3-U0-G2
RPM-90W60LED	15708	176	B3-U0-G3	16229	182	B3-U0-G3	15638	175	B3-U0-G3	15702	176	B3-U0-G3
RPM-100W60LED	14771	149	B3-U0-G3	15261	154	B3-U0-G3	14705	149	B3-U0-G2	14765	149	B3-U0-G2
RPM-105W60LED	15452	149	B3-U0-G3	15964	154	B3-U0-G3	15383	148	B3-U0-G3	15445	149	B3-U0-G2
RPM-110W60LED	16105	148	B3-U0-G3	16639	153	B3-U0-G3	16033	147	B3-U0-G3	16098	148	B3-U0-G2
RPM-130W60LED	18588	144	B3-U0-G3	19205	149	B3-U0-G3	18505	144	B3-U0-G3	18580	144	B3-U0-G3
RPM-135W60LED	19179	144	B3-U0-G3	19816	148	B3-U0-G3	19094	143	B3-U0-G3	19171	144	B3-U0-G3
RPM-145W60LED	20381	142	B3-U0-G3	21057	147	B3-U0-G3	20290	142	B3-U0-G3	20373	142	B3-U0-G3
RPM-155W60LED	21506	140	B3-U0-G3	22219	145	B3-U0-G3	21410	140	B3-U0-G3	21497	140	B3-U0-G3
RPM-160W60LED	22015	139	B3-U0-G3	22745	144	B3-U0-G3	21917	138	B3-U0-G3	22005	139	B3-U0-G3
RPM-180W60LED	24065	135	B3-U0-G3	24863	140	B3-U0-G3	23957	135	B3-U0-G3	24054	135	B3-U0-G3
RPM-190W60LED	25082	134	B3-U0-G3	25914	138	B4-U0-G3	24970	133	B3-U0-G3	25072	134	B3-U0-G3

Ordering Code	Type 4			Type 5			Type R2MB			Type R3MB		
	Lumen Output	Efficacy (LPW)	BUG Rating	Lumen Output	Efficacy (LPW)	BUG Rating	Lumen Output	Efficacy (LPW)	BUG Rating	Lumen Output	Efficacy (LPW)	BUG Rating
RPM-105W40LED	14014	135	B2-U0-G2	14221	137	B4-U0-G3	14673	141	B3-U0-G3	14248	137	B3-U0-G3
RPM-110W40LED	14631	134	B2-U0-G2	14847	136	B4-U0-G3	15319	141	B3-U0-G3	14876	137	B3-U0-G3
RPM-120W40LED	15864	135	B2-U0-G3	16099	137	B4-U0-G3	16610	141	B3-U0-G3	16130	137	B3-U0-G3
RPM-90W60LED	13138	149	B2-U0-G2	13333	152	B4U0G3	13756	156	B3-U0-G3	13661	155	B3-U0-G3
RPM-100W60LED	14624	148	B2-U0-G2	14840	150	B4-U0-G3	15311	155	B3-U0-G3	14869	150	B3-U0-G3
RPM-105W60LED	15297	147	B2-U0-G2	15524	149	B4-U0-G3	16017	154	B3-U0-G3	15554	150	B3-U0-G3
RPM-110W60LED	15944	146	B2-U0-G3	16181	148	B4-U0-G3	16694	153	B3-U0-G3	16211	149	B3-U0-G3
RPM-130W60LED	18402	143	B2-U0-G3	18675	145	B5-U0-G3	19268	150	B3-U0-G3	18711	145	B3-U0-G3
RPM-135W60LED	18988	142	B3-U0-G3	19269	144	B5-U0-G3	19881	149	B3-U0-G3	19306	145	B3-U0-G3
RPM-145W60LED	20178	141	B3-U0-G3	20477	143	B5-U0-G3	21127	147	B3-U0-G3	20516	143	B3-U0-G3
RPM-155W60LED	21291	139	B3-U0-G3	21607	141	B5-U0-G3	22292	145	B3-U0-G3	21648	141	B3-U0-G3
RPM-160W60LED	21795	138	B3-U0-G3	22118	140	B5-U0-G3	22820	144	B4-U0-G4	22160	140	B3-U0-G3
RPM-180W60LED	23824	134	B3-U0-G4	24177	136	B5-U0-G3	24944	140	B4-U0-G4	24223	136	B4-U0-G4
RPM-190W60LED	24832	132	B3-U0-G4	25200	134	B5-U0-G3	25999	139	B4-U0-G4	25248	135	B4-U0-G4

Actual performance may vary due to installation variables including optics, mounting/ceiling height, dirt depreciation, light loss factor, etc.; highly recommended to confirm performance with a layout - contact Applications at signify.com/outdoorluminaires. Consult DLC QPL to confirm your specific fixture selection is DLC approved.
 Note: Some data may be scaled based on tests of similar but not identical luminaires.

RPM RoadFocus Plus

LED Cobra head (medium)

4000K/70CRI LED High Performance Lumen Values - multiply values by 0.9 for 80CRI, multiply 4000K values by 0.827 for 2200K

Ordering Code	Type R2M			Type R2S			Type R3M			Type R3S		
	Lumen Output	Efficacy (LPW)	BUG Rating	Lumen Output	Efficacy (LPW)	BUG Rating	Lumen Output	Efficacy (LPW)	BUG Rating	Lumen Output	Efficacy (LPW)	BUG Rating
RPM-90W80LED	16258	182	B3-U0-G3	16797	188	B3-U0-G3	16186	182	B3-U0-G3	16251	182	B3-U0-G3
RPM-100W80LED	17821	179	B3-U0-G3	18412	185	B3-U0-G3	17741	178	B3-U0-G3	17813	179	B3-U0-G3
RPM-105W80LED	18508	179	B3-U0-G3	19122	184	B3-U0-G3	18425	178	B3-U0-G3	18500	178	B3-U0-G3
RPM-110W80LED	19355	178	B3-U0-G3	19997	184	B3-U0-G3	19269	177	B3-U0-G3	19347	178	B3-U0-G3
RPM-130W80LED	22470	175	B3-U0-G3	23215	181	B3-U0-G3	22370	174	B3-U0-G3	22461	175	B3-U0-G3
RPM-135W80LED	23223	174	B3-U0-G3	23993	180	B3-U0-G3	23119	173	B3-U0-G3	23213	174	B3-U0-G3
RPM-145W80LED	24739	172	B-3U0-G3	25560	178	B4-U0-G3	24629	171	B3-U0-G3	24729	172	B3-U0-G3
RPM-155W80LED	26213	170	B3-U0-G3	27082	176	B4-U0-G4	26096	170	B3-U0-G3	26202	170	B3-U0-G3
RPM-160W80LED	26871	170	B3-U0-G3	27762	176	B4-U0-G4	26751	169	B3-U0-G3	26860	170	B3-U0-G3
RPM-180W80LED	29593	166	B4-U0-G4	30575	171	B4-U0-G4	29461	165	B4-U0-G3	29581	166	B3-U0-G4
RPM-190W80LED	30779	164	B4-U0-G4	31800	170	B4-U0-G4	30641	163	B4-U0-G3	30766	164	B3-U0-G4
RPM-200W80LED	32170	163	B4-U0-G4	33237	168	B4-U0-G4	32026	162	B4-U0-G3	32156	162	B3-U0-G4

Ordering Code	Type 4			Type 5			Type R2MB			Type R3MB		
	Lumen Output	Efficacy (LPW)	BUG Rating	Lumen Output	Efficacy (LPW)	BUG Rating	Lumen Output	Efficacy (LPW)	BUG Rating	Lumen Output	Efficacy (LPW)	BUG Rating
RPM-90W80LED	16096	181	B2-U0-G3	16334	183	B4-U0-G3	16853	189	B3-U0-G3	16365	184	B3-U0-G3
RPM-100W80LED	17643	177	B2-U0-G3	17904	180	B4-U0-G3	18472	186	B3-U0-G3	17938	180	B3-U0-G3
RPM-105W80LED	18323	177	B2-U0-G3	18595	179	B5-U0-G3	19185	185	B3-U0-G3	18630	180	B3-U0-G3
RPM-110W80LED	19162	176	B3-U0-G3	19445	178	B5-U0-G3	20063	184	B3-U0-G3	19482	179	B3-U0-G3
RPM-130W80LED	22246	173	B3-U0-G3	22575	176	B5-U0-G3	23292	181	B4-U0-G4	22618	176	B3-U0-G3
RPM-135W80LED	22991	172	B3-U0-G3	23331	175	B5-U0-G3	24072	180	B4-U0-G4	23376	175	B3-U0-G3
RPM-145W80LED	24492	170	B3-U0-G4	24855	173	B5-U0-G3	25644	179	B4-U0-G4	24902	173	B4-U0-G4
RPM-155W80LED	25951	169	B3-U0-G4	26336	171	B5-U0-G3	27172	177	B4-U0-G4	26386	172	B4-U0-G4
RPM-160W80LED	26603	168	B3-U0-G4	26997	171	B5-U0-G3	27854	176	B4-U0-G4	27048	171	B4-U0-G4
RPM-180W80LED	29297	164	B3-U0-G4	29732	167	B5-U0-G4	30675	172	B4-U0-G4	29788	167	B4-U0-G4
RPM-190W80LED	30471	163	B3-U0-G4	30923	165	B5-U0-G4	31904	170	B4-U0-G4	30982	165	B4-U0-G4
RPM-200W80LED	31849	161	B3-U0-G4	32320	163	B5-U0-G4	33346	168	B4-U0-G4	32382	164	B4-U0-G4

Ordering Code	R2MHE			R3MHE		
	Lumen Output	Efficacy (LPW)	BUG Rating	Lumen Output	Efficacy (LPW)	BUG Rating
RPM-90W80LED	16922	190	B3-U0-G3	16739	188	B3-U0-G3
RPM-100W80LED	18548	186	B3-U0-G3	18347	184	B3-U0-G3
RPM-105W80LED	19263	186	B3-U0-G3	19055	184	B3-U0-G3
RPM-110W80LED	20145	185	B3-U0-G3	19927	183	B3-U0-G3
RPM-130W80LED	23387	182	B3-U0-G3	23134	180	B3-U0-G3
RPM-135W80LED	24170	181	B3-U0-G3	23909	179	B3-U0-G3
RPM-145W80LED	25749	179	B4-U0-G4	25470	177	B4-U0-G4
RPM-155W80LED	27283	177	B4-U0-G4	26988	176	B4-U0-G4
RPM-160W80LED	27968	177	B4-U0-G4	27665	175	B4-U0-G4
RPM-180W80LED	30801	173	B4-U0-G4	30468	171	B4-U0-G4
RPM-190W80LED	32035	171	B4-U0-G4	31688	169	B4-U0-G4
RPM-200W80LED	33483	169	B4-U0-G4	33121	167	B4-U0-G4

Actual performance may vary due to installation variables including optics, mounting/ceiling height, dirt depreciation, light loss factor, etc.; highly recommended to confirm performance with a layout - contact Applications at signify.com/outdoorluminaires. Consult DLC QPL to confirm your specific fixture selection is DLC approved.
 Note: Some data may be scaled based on tests of similar but not identical luminaires.

RPM RoadFocus Plus

LED Cobra head (medium)

3000K/70CRI LED High Performance Lumen Values - multiply values by 0.9 for 80CRI

Ordering Code	Type R2M			Type R2S			Type R3M			Type R3S		
	Lumen Output	Efficacy (LPW)	BUG Rating	Lumen Output	Efficacy (LPW)	BUG Rating	Lumen Output	Efficacy (LPW)	BUG Rating	Lumen Output	Efficacy (LPW)	BUG Rating
RPM-90W80LED	15592	175	B3-U0-G3	16109	181	B3-U0-G3	15522	174	B3-U0-G3	15585	175	B3-U0-G3
RPM-100W80LED	17090	172	B3-U0-G3	17657	178	B3-U0-G3	17014	171	B3-U0-G3	17083	172	B3-U0-G3
RPM-105W80LED	17749	171	B3-U0-G3	18338	177	B3-U0-G3	17670	170	B3-U0-G3	17742	171	B3-U0-G3
RPM-110W80LED	18561	170	B3-U0-G3	19177	176	B3-U0-G3	18479	170	B3-U0-G3	18553	170	B3-U0-G3
RPM-130W80LED	21549	168	B3-U0-G3	22263	173	B3-U0-G3	21453	167	B3-U0-G3	21540	168	B3-U0-G3
RPM-135W80LED	22270	167	B3-U0-G3	23009	172	B3-U0-G3	22171	166	B3-U0-G3	22261	167	B3-U0-G3
RPM-145W80LED	23725	165	B3-U0-G3	24512	171	B3-U0-G3	23619	164	B3-U0-G3	23715	165	B3-U0-G3
RPM-155W80LED	25138	163	B3-U0-G3	25972	169	B4-U0-G3	25026	163	B3-U0-G3	25128	163	B3-U0-G3
RPM-160W80LED	25770	163	B3-U0-G3	26624	169	B4-U0-G3	25654	162	B3-U0-G3	25759	163	B3-U0-G3
RPM-180W80LED	28380	159	B4-U0-G4	29321	164	B4-U0-G4	28253	158	B3-U0-G3	28368	159	B3-U0-G3
RPM-190W80LED	29517	157	B4-U0-G4	30496	163	B4-U0-G4	29385	157	B4-U0-G3	29504	157	B3-U0-G4
RPM-200W80LED	30851	156	B4-U0-G4	31874	161	B4-U0-G4	30713	155	B4-U0-G3	30838	156	B3-U0-G4

Ordering Code	Type 4			Type 5			Type R2MB			Type R3MB		
	Lumen Output	Efficacy (LPW)	BUG Rating	Lumen Output	Efficacy (LPW)	BUG Rating	Lumen Output	Efficacy (LPW)	BUG Rating	Lumen Output	Efficacy (LPW)	BUG Rating
RPM-90W80LED	15436	173	B2-U0-G3	15665	176	B4-U0-G3	16162	181	B3-U0-G3	15694	176	B3-U0-G3
RPM-100W80LED	16919	170	B2-U0-G3	17170	173	B4-U0-G3	17715	178	B3-U0-G3	17203	173	B3-U0-G3
RPM-105W80LED	17572	170	B2-U0-G3	17832	172	B4-U0-G3	18398	177	B3-U0-G3	17866	172	B3-U0-G3
RPM-110W80LED	18376	169	B2-U0-G3	18648	171	B5-U0-G3	19240	177	B3-U0-G3	18684	171	B3-U0-G3
RPM-130W80LED	21334	166	B3-U0-G3	21650	169	B5-U0-G3	22337	174	B3-U0-G3	21691	169	B3-U0-G3
RPM-135W80LED	22048	165	B3-U0-G3	22375	168	B5-U0-G3	23085	173	B4-U0-G4	22417	168	B3-U0-G3
RPM-145W80LED	23488	164	B-3U-0G4	23836	166	B5-U0-G3	24592	171	B4-U0-G4	23881	166	B4-U0-G4
RPM-155W80LED	24887	162	B3-U0-G4	25256	164	B5-U0-G3	26058	169	B4-U0-G4	25304	165	B4-U0-G4
RPM-160W80LED	25512	162	B3-U0-G4	25890	164	B5-U0-G3	26712	169	B4-U0-G4	25939	164	B4-U0-G4
RPM-180W80LED	28096	158	B3-U0-G4	28513	160	B5-U0-G4	29417	165	B4-U0-G4	28567	160	B4-U0-G4
RPM-190W80LED	29222	156	B3-U0-G4	29655	158	B5-U0-G4	30596	163	B4-U0-G4	29711	159	B4-U0-G4
RPM-200W80LED	30543	154	B3-U0-G4	30995	157	B5-U0-G4	31979	162	B4-U0-G4	31054	157	B4-U0-G4

Actual performance may vary due to installation variables including optics, mounting/ceiling height, dirt depreciation, light loss factor, etc.; highly recommended to confirm performance with a layout - contact Applications at signify.com/outdoorluminaires. Consult DLC QPL to confirm your specific fixture selection is DLC approved. Note: Some data may be scaled based on tests of similar but not identical luminaires.

RPM RoadFocus Plus

LED Cobra head (medium)

2700K/70CRI LED High Performance Lumen Values – multiply values by 0.9 for 80CRI

Ordering Code	Type R2M			Type R2S			Type R3M			Type R3S		
	Lumen Output	Efficacy (LPW)	BUG Rating	Lumen Output	Efficacy (LPW)	BUG Rating	Lumen Output	Efficacy (LPW)	BUG Rating	Lumen Output	Efficacy (LPW)	BUG Rating
RPM-90W80LED	14047	158	B3-U0-G3	14513	163	B3-U0-G3	13984	157	B3-U0-G3	14041	158	B3-U0-G2
RPM-100W80LED	15397	155	B3-U0-G3	15908	160	B3-U0-G3	15328	154	B3-U0-G3	15391	155	B3-U0-G2
RPM-105W80LED	15991	154	B3-U0-G3	16521	159	B3-U0-G3	15920	154	B3-U0-G3	15984	154	B3-U0-G2
RPM-110W80LED	16723	153	B3-U0-G3	17277	159	B3-U0-G3	16648	153	B3-U0-G3	16716	153	B3-U0-G2
RPM-130W80LED	19414	151	B3-U0-G3	20058	156	B3-U0-G3	19327	151	B3-U0-G3	19406	151	B3-U0-G3
RPM-135W80LED	20064	150	B3-U0-G3	20730	155	B3-U0-G3	19975	150	B3-U0-G3	20056	150	B3-U0-G3
RPM-145W80LED	21375	149	B3-U0-G3	22084	154	B3-U0-G3	21279	148	B3-U0-G3	21366	149	B3-U0-G3
RPM-155W80LED	22648	147	B3-U0-G3	23399	152	B3-U0-G3	22547	147	B3-U0-G3	22639	147	B3-U0-G3
RPM-160W80LED	23217	147	B3-U0-G3	23987	152	B3-U0-G3	23113	146	B3-U0-G3	23207	147	B3-U0-G3
RPM-180W80LED	25568	143	B3-U0-G3	26416	148	B4-U0-G3	25454	143	B3-U0-G3	25558	143	B3-U0-G3
RPM-190W80LED	26593	142	B3-U0-G3	27475	147	B4-U0-G4	26474	141	B3-U0-G3	26582	142	B3-U0-G3
RPM-200W80LED	27795	140	B4-U0-G4	28717	145	B4-U0-G4	27671	140	B3-U0-G3	27783	140	B3-U0-G3

Ordering Code	Type 4			Type 5			Type R2MB			Type R3MB		
	Lumen Output	Efficacy (LPW)	BUG Rating	Lumen Output	Efficacy (LPW)	BUG Rating	Lumen Output	Efficacy (LPW)	BUG Rating	Lumen Output	Efficacy (LPW)	BUG Rating
RPM-90W80LED	13907	156	B2-U0-G2	14113	158	B4-U0-G3	14561	163	B3-U0-G3	14140	159	B3-U0-G3
RPM-100W80LED	15243	153	B2-U0-G2	15469	156	B4-U0-G3	15960	160	B3-U0-G3	15499	156	B3-U0-G3
RPM-105W80LED	15831	153	B2-U0-G3	16066	155	B4-U0-G3	16576	160	B3-U0-G3	16096	155	B3-U0-G3
RPM-110W80LED	16556	152	B2-U0-G3	16801	154	B4-U0-G3	17334	159	B3-U0-G3	16833	154	B3-U0-G3
RPM-130W80LED	19220	150	B3-U0-G3	19505	152	B5-U0-G3	20124	157	B3-U0-G3	19542	152	B3-U0-G3
RPM-135W80LED	19864	149	B3-U0-G3	20158	151	B5-U0-G3	20798	156	B3-U0-G3	20197	151	B3-U0-G3
RPM-145W80LED	21161	147	B3-U0-G3	21475	149	B5-U0-G3	22156	154	B3-U0-G3	21516	150	B3-U0-G3
RPM-155W80LED	22422	146	B3-U0-G3	22754	148	B5-U0-G3	23476	153	B4-U0-G4	22797	148	B3-U0-G3
RPM-160W80LED	22985	146	B3-U0-G3	23325	148	B5-U0-G3	24066	152	B4-U0-G4	23370	148	B3-U0-G3
RPM-180W80LED	25313	142	B3-U0-G4	25688	144	B5-U0-G3	26503	149	B4-U0-G4	25737	144	B4-U0-G4
RPM-190W80LED	26327	140	B3-U0-G4	26717	143	B5-U0-G3	27565	147	B4-U0-G4	26768	143	B4-U0-G4
RPM-200W80LED	27517	139	B3-U0-G4	27925	141	B5-U0-G4	28811	146	B4-U0-G4	27978	141	B4-U0-G4

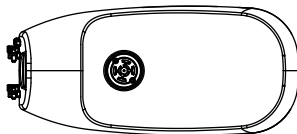
Actual performance may vary due to installation variables including optics, mounting/ceiling height, dirt depreciation, light loss factor, etc.; highly recommended to confirm performance with a layout - contact Applications at signify.com/outdoorluminaires. Consult DLC QPL to confirm your specific fixture selection is DLC approved. Note: Some data may be scaled based on tests of similar but not identical luminaires.

RPM RoadFocus Plus

LED Cobra head (medium)

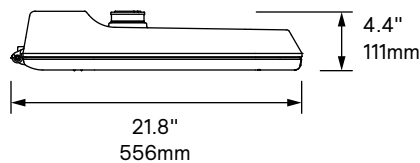
Dimensions

Top View

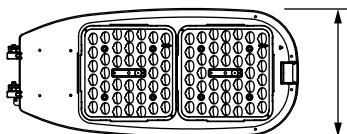


Weight: 12 lbs
EPA: 0.25 sq. feet

Side View



Bottom View



Specifications

Housing

Made of a low copper die cast Aluminum alloy (A360), 0.100" (2.5mm) minimum thickness. Fits on a 1.66" (42mm) O.D. (1.25" NPS), 1.9" (48mm) O.D. (1.5" NPS) or 2 3/8" (60mm) O.D. (2" NPS) by 5 1/2" (140mm) minimum long tenon. Comes with a zinc plated clamp fixed by 2 zinc plated hexagonal bolts 3/8 16 UNC for ease of installation. Provides an easy step adjustment of +/- 5° tilt in 2.5° increments. Includes integral bubble level standard (always included). A quick release, tool less entry, single latch, hinged, removable door opens downward to provide access to electronic components and to a terminal block. Door is secured to prevent accidental dropping or disengagement. A clearance of 19.5" (495mm) at the rear is required in order to remove the door. Complete with a bird guard protecting against birds and similar intruders and an ANSI label as per C136.15-2020 to identify wattage and source (both included in box). Housing (including electrical compartment) rated IP54 per ANSI C136.37.

Light Engine

Composed of 4 main components: LED Module / Optical System / Heat Sink / Driver.

Electrical components are RoHS compliant, IP66 sealed light engine equipped LEDs tested by ISO 17025-2005 accredited lab in accordance with IESNA LM-80 guidelines in compliance with EPA ENERGY STAR, extrapolations in accordance with IESNA TM-21. Metal core board ensures greater heat transfer and longer lifespan.

LED Module: Composed of high-performance white LEDs. Color temperature as per ANSI/ NEMA bin 2700 Kelvin nominal (2725 ±145K), 3000 Kelvin nominal (3045K +/- 175K) or 4000 Kelvin nominal (3985K +/- 275K), CRI 70 Min. 75 Typical. Other CCT/CRI also available, consult factory.

Optical System: Composed of high performance UV stabilized optical grade polymer refractor lenses to achieve desired distribution optimized to get maximum spacing, target lumens and a superior lighting uniformity. System is rated IP66. Performance shall be tested per LM-63, LM-79 and TM-15 (IESNA) certifying its photometric performance. 0% uplight and U0 per IESNA TM-15.

Heat Sink: Built in the housing and door, designed to ensure high efficacy and superior cooling by natural vertical convection air flow pattern always close to LEDs and driver optimizing their efficiency and life. Product does not use any cooling device with moving parts (only passive cooling). Wide openings enable natural cleaning and removal of dirt and debris. Entire luminaire is rated for operation in ambient temperature of -40°C / -40°F up to +50°C / +122°F unless otherwise specified, refer to LED Wattages Values Table. If using Visual Comfort Diffuser, refer to Visual Comfort Diffuser Option compatibility table for ambient temperature restrictions.

Driver: High power factor of 90% min. Electronic driver, operating range 50/60 Hz. Auto adjusting universal voltage input from 120 to 277 VAC rated for both application line to line or line to neutral, Class I or 2, THD of 20% max.

DMG: Dimming compatible 0-10 volts. The current supplying the LEDs will be reduced by the driver if the driver experiences internal overheating as a protection to the LEDs and the electrical components. Output is protected from short circuits, voltage overload and current overload. Automatic recovery after correction. Standard built-in driver surge protection of 2.5kV (min).

Integrated Features

DMG: Dimmable driver 0-10V.

TLRD7: Tool less orientable receptacle with 7 pins enabling dimming and additional functionality (to be determined), can be used with a twist lock Interact City node or photoelectric cell or a shorting cap. Use of photoelectric cell or shorting cap is required to ensure proper illumination.

Note: Additional hardware will be required to utilize the additional 2 pins on this receptacle.

SP1: Fail-On Surge protection device tested in accordance with ANSI/IEEE C62.45 per ANSI/IEEE C62.41.2 Scenario I Category C High Exposure 10kV/10kA waveforms for Line-Ground, Line-Neutral and Neutral-Ground, and in accordance with DOE MSSLC Model Specification for LED Roadway Luminaires Appendix D Electrical Immunity High test level 10kV/10kA.

Note: These integrated features always come with RoadFocus luminaire.

Note: It is not recommended to use FAWS with other dimming or controls; if you do, set the switch to position 10 (maximum output) to enable the other dimming or controls. Switching FAWS to any position other than 10 will disable other dimming or controls.

Driver and Luminaire Options

HVX: Extended voltage range (277-480VAC). Provides additional protection for abnormal power conditions like neutral drop on 277V installations or others.

ZD4i*: Zhaga-D4i certified fixture. Provides easy integration with zD4i smart sensors and communication nodes, enabling plug-and-play IoT upgrades (replaces legacy D4i code).

D4id*: DALI D4i certified driver. Provides extended DALI-2 functionality with power and data, especially for intra-luminaire DALI systems (Driver-Nodes-Sensors). Backward compatible with older DALI standards (replaces legacy DALI code).

D4I*: Zhaga-D4i certified fixture

DALI*: Pre-set driver compatible with the DALI control system.

SRD*: Sensor Ready Driver including SR communication (used for dimming and other functionalities), 24V auxiliary supply and a logical signal input (LSI) connected to the top NEMA twist lock receptacle and bottom TLRSR receptacle, if this option included/chosen. This configuration is compatible with Interact City controllers.

JP: Job pack bulk packaging

2C: Two zinc plated clamps fixed by 4 zinc plated hexagonal bolts 3/8 16 UNC for ease of installation.

OMS: ZD4i certified Outdoor Multi Sensor. Contains multiple sensors to support different smart city applications. Offers standalone and connected functions, see sensor spec sheet for details. Shipped in luminaire box.

NRC: No Receptacle. Fixture is shipped with a cap instead of a receptacle.

SP2: Fail-On 20kV / 10kA surge protection device that provides extra protection beyond the SP1 10kV/10kA level.

RPM RoadFocus Plus

LED Cobra head (medium)

Specifications (continued)

Driver and Luminaire Options (continued)

SP1X: Fail-Off Surge protection device tested in accordance with ANSI/IEEE C62.45 per ANSI/ IEEE C62.41.2 Scenario I Category C High Exposure 10kV/5kA waveforms for Line-Ground, Line-Neutral and Neutral-Ground, and in accordance with DOE MSSLC Model Specification for LED Roadway Luminaires Appendix D Electrical Immunity High test level 10kV/5kA.

SP2X: Fail-Off 20kV / 10kA surge protection device that provides extra protection beyond the SP1X 10kV/5kA level.

FAWS: Field Adjustable Wattage Selector, pre-set to the highest position, can be easily switched in the field to the required position. This reduces total luminaire wattage consumption and reduces the light level – see the FAWS multiplier chart for more details.

FAWSPx: Field Adjustable wattage switch, factory preset at position x (replace x by a numeral from 0-9).

TLRSR: 4-pin Zhaga Book 18 compliant receptacle designed for sensor and other control system applications. Mounted on underside of the luminaire, shipped with protective cover.

PH8: Twist-lock photoelectric cell, UNV (120-277VAC).

PHXL: Twist-lock photoelectric cell, extended life, UNV (120-277VAC).

PH9: Shorting cap (use of photoelectric cell or shorting cap is required to ensure proper illumination).

API*: Factory Installed NEMA label, ANSI C136.15-2020 compliant.

API2011*: Factory installed NEMA label, ANSI C136.15-2011 compliant.

API2015*: Factory installed NEMA label, ANSI C136.15-2015 compliant.

* Consult factory for other labeling needs.

Connected Lighting

Interact City connector node provides the plug and play wireless communications technology to connect your street light to the Interact City lighting management system. With Interact you can remotely manage, monitor and control all city lighting, from roads and streets, to parks and plazas, and bridges from one single system. Connected lighting enables capabilities including, accurate on/off switching, dimming control, fault reporting and integration with other systems to enable condition-based lighting. Interact provides you with a robust and scalable infrastructure to further reduce energy consumption, improve operations, and turn lighting into a connected network for your smart city journey.

For more details visit: interact-lighting.com/en-us/what-is-possible/interact-city

Factory Installed Shield Options (one per Light Engine)

CSS: Cul-de-Sac Shield. Shields light output on the left and right side of fixture.

FSS: Front Side Shield. Shields light output on the front side of fixture.

HSS: House Side Shield. Shields light output to the back side of fixture.

LSS: Left Side Shield. Shields light output on the left side of fixture.

RSS: Right Side Shield. Shields light output on the right side of fixture.

Visual Comfort Options (one per Light Engine)

VCD: Visual Comfort Diffuser. Improves visual comfort by reducing perceived glare (factory installed).

VCDLTS: Light Trespass Universal Shield for VCD. Shields light output in the direction it's installed. Can be install in any of the four directions to shield light in the back, front, left or right of the fixture. Also shields up light (ships with fixture, installed in the field).

VCDUS: Up light shield for VCD. Shields up light.

Note: VCDLTS and VCDUS cannot be used simultaneously with the Visual Comfort Diffuser. Select only one of them if needed (ships with fixture, installed in the field). Refer to Visual Comfort Options compatibility table for ambient temperature restrictions.

Luminaire Useful Life

Refer to IES files for energy consumption and delivered lumens for each option. Based on ISTMT in situ thermal testing in accordance with UL1598 and UL8750, System Reliability Tool, Advance data and LED manufacturer LM-80/TM-21 data, expected to reach 100,000 + hours with >L70 lumen maintenance @ 25°C. Luminaire Useful Life accounts for LED lumen maintenance AND all of these additional factors including: LED life, driver life, PCB substrate, solder joints, on/off cycles, burning hours and corrosion.

Wiring

The connection of the luminaire is done using a terminal block connector 600V, 85A for use with #2 14 AWG. wires from the primary circuit, located inside the housing. Due to the inrush current that occurs with electronic drivers, recommend using a 10Amp time-delay fuse to avoid unwanted fuse blowing (false tripping) that can occur with normal or fast acting fuses.

Hardware

All exposed screws shall be complete with Ceramic primer seal to reduce seizing of the parts, also offers a high resistance to corrosion. All seals and sealing devices are made and/or lined with EPDM and/or silicone and/or rubber.

Finish

Color in accordance with the AAMA 2603 standard. Application of polyester powder coat paint (4 mils/100 microns) with ± 1 mils/24 microns of tolerance. The Thermosetting resins provides a discoloration resistant finish in accordance with the ASTM D2244 standard, as well as luster retention in keeping with the ASTM D523 standard and humidity proof in accordance with the ASTM D2247 standard.

The surface treatment achieves a minimum of 5000 hours for salt spray resistant finish in accordance with testing performed and per ASTM B117 standard.

LED products manufacturing standard

The electronic components sensitive to electrostatic discharge (ESD) such as light emitting diodes (LEDs) are assembled in compliance with IEC61340-5-1 and ANSI/ESD S20.20 standards so as to eliminate ESD events that could decrease the useful life of the product.

Vibration Resistance

The RPM meets the ANSI C136.31-2018, American National Standard for Roadway Luminaire Vibration specifications for Bridge/overpass applications. (Tested for 3G over 100,000 cycles by independent lab)

Certifications and Compliance

cULus Listed for Canada and USA. Luminaire meets DOE and MSSLC Model Specification for LED Roadway Luminaires. Most versions of RoadFocus LED Cobrahead luminaires are DesignLights Consortium qualified, consult DLC QPL to confirm your specific fixture selection is approved. CCTs 3000K and warmer are IDA Dark Sky Approved. Luminaire complies with or exceeds the following ANSI C136 standards: .2, .3, .10, .14, .15, .22, .25, .31, .37, .41.

Service Tag

Each individual luminaire is uniquely identifiable, thanks to the Service tag application. With a simple scan of a QR code, placed on the inside of the mast door, you gain instant access to the luminaire configuration, making installation and maintenance operations faster and easier, no matter what stage of the luminaire's lifetime. Just download the APP and register your product.

For more details visit: signify.com/servicetag

Limited Warranty

10-year limited warranty. See signify.com/warranties for details and restrictions.

Brackets/Arms

For brackets / arms available with this luminaire, see Lumec 3D for details.